



**Anegada Recreational Facility Handover  
October 2023**

# Monthly Reporting

Reporting Period: October 2023

Reference: MR/10/2023

Date: 10 November 2023



Email: [feedback@bvirecovery.com](mailto:feedback@bvirecovery.com)  
Website: [www.bvirecovery.vg](http://www.bvirecovery.vg)  
Cyril B. Romney Tortola Pier Park, 1-2/F,52 Pier Park Drive-Unit 8  
Wickham's Cay I, Tortola VG1110, Virgin Islands

## Table of Acronyms

---

BOQ	Bill of Quantities
BVIAA	BVI Airports Authority
BVIEC	British Virgin Islands Electricity Corporation
BVIPA	British Virgin Islands Ports Authority
CDB	Caribbean Development Bank
CSO	Central Statistics Office
DGO	Deputy Governor's Office
DWM	Department of Waste Management
FCDO	Foreign, Commonwealth and Development Office
GoVI	Government of Virgin Islands
ITT	Invitation to Tender
JVD	Jost Van Dyke
MEYAS	Ministry of Education, Youth Affairs and Sports
MENRCC	Ministry of Environment, Natural Resources and Climate Change
MCW	Ministry of Communication and Works
MHSD	Ministry of Health and Social Development
MNRL	Ministry of Natural Resources and Labour
NGO	Non-Governmental Organisation
NPO	Non-Profit Organisation
RDA	Recovery and Development Agency
RDP	Recovery to Development Plan
RRL	Rehabilitation and Reconstruction Loan
RVIPF	Royal Virgin Islands Police Force
SoR	Statement of Requirement
SoW	Scope of Works
TCP	Town and Country Planning Department
ToR	Terms of Reference
UKG	United Kingdom Government
VfM	Value for Money
VG	Virgin Gorda
WSD	Water and Sewerage Department

## Table of Contents

Table of Acronyms .....	3
Table of Figures .....	4
Introduction .....	5
Project Implementation .....	5
Project Status Highlights for October 2023 .....	5
Ongoing Project Details .....	9
Recently Completed Projects .....	16
Supporting Project Implementation .....	17
Funding .....	18
Communications .....	22
Community Engagement .....	24
Performance Analysis .....	25
RDA by the Numbers .....	25
Operational Performance .....	26
Portfolio Performance .....	27
Value for Money Reports .....	29
Value for Money Trends .....	30
Implementation Progress – Projects Completed .....	31
Implementation Progress – Sectoral Outcomes .....	36

## Table of Figures

Table 1: Projects in Planning and Procurement Phases .....	5
Table 2: Projects in Delivery Phase .....	7
Table 3: Recently Completed Projects .....	8
Table 4: Cash Funding and Expenditure by Project .....	18
Table 5: Events and Communications in October 2023 .....	22
Table 6: Budget Comparison .....	27
Table 7: Schedule Comparison .....	28
Table 8: VfM Reports for Completed Projects .....	29
Table 9: Implementation Progress – Completed Projects .....	31
Table 10: Implementation Progress – Sectoral Outcomes .....	36

Date	Description
10 November 2023	First draft report completed
30 November 2023	First draft approved by RDA Board
4 December 2023	First draft sent to Office of Premier for review
15 December 2023	RDA receives feedback from Office of Premier/Ten (10) days elapse
18 December 2023	RDA finalises and publishes the report

# Introduction

The Virgin Islands Recovery and Development Agency’s (RDA) Monthly Report presents the RDA’s progress on implementation of projects, and tracks achievement of set goals, including regularly updated performance analyses. The RDA is committed to utilising processes which maximise achievement of Value for Money for the people of the Territory. As well as project implementation, the RDA also pursues mandates for fundraising and capacity building. The following sections present key information on the RDA’s progress in the implementation of our three mandates.

# Project Implementation

## Project Status Highlights for October 2023

The following Tables present brief information on the status of projects being implemented by the RDA, by implementation phase.

Table 1: Projects in Planning and Procurement Phases

060	378 & 379	091
<b>HALLS OF JUSTICE</b>	<b>AGRICULTURE AND FISHERIES COMPLEX &amp; FARMERS’ RESERVOIR</b>	<b>WEST END FERRY TERMINAL</b>
RDP - Security and Law Enforcement	RDP – Agriculture and Fisheries	CDB RRL
DGO	MENRCC	MCW
In October 2023, following a tenant stakeholder meeting to update on project progress and provide input to detailed designs, these inputs were reviewed by the DGO, and specific enhancements were directed to be made to the detailed design drawings. This project is no longer funded under the portfolio of the CDB Rehabilitation and Reconstruction Loan (RRL), and its expanded scope aims to provide adequate facilities for the justice sector in the Territory including required courtrooms and offices, as well as a law library.	Planning work on the Complex and Reservoir continued in October 2023. With funding for the required geotechnical survey secured in September, in October, bids for the surveys were received and evaluated. Contract award for the geotechnical survey is expected to take place in November, facilitating the development of detailed project designs for the Complex and the Reservoir.	In October 2023, the nine submissions received during the second prequalification round were evaluated, resulting in four submissions meeting requirements. These applicants will receive the tender package and be able to bid for construction of the Ferry Terminal. Received structural, architectural, mechanical, electrical and plumbing drawings are currently being reviewed by the Town and Country Planning Department for full approval, following preliminary review. While a decision has been made to forego LEED certification for the terminal building, the pursued design still aims to incorporate green design elements. The tender process for this project is anticipated to begin early next year, facilitating scheduled start of construction by the second quarter of 2024.

322	196	435
TRELLIS BAY WELCOME CENTRE	MULTIPURPOSE TRAINING & DETENTION CENTRE	HERITAGE VILLAGE
RDP – Tourism	RDP – Security & Law Enforcement	RDP – Pride and Cultural Identity
PO	MTCS D	MTCS D
In October 2023, planning continued for this project involving reconstruction of an upgraded Welcome Centre near the docks at Trellis Bay to facilitate a comfortable space for persons traveling to other islands. TCP has provided feedback on the initial designs and environmental impacts which are in the process of being incorporated in the amended designs, received from Public Works. Once the scope of works and full TCP approvals have been finalised, the project will proceed to procurement.	In October 2023, the Ministry of Tourism, Culture and Sustainable Development signed-off on the drafted Statement of Requirement for this project. The inter-agency project team formed to take this project forward is tasked with reviewing the inherited designs for this project to ensure that these are in-line with anticipated budget availability. Confirmation of additional funding will be required to continue more detailed planning on this project.	A modular approach with four phases of development for the Heritage Village is currently being considered as a means of balancing development and efficiency demands. This project is currently awaiting receipt of seed funding for continued planning.

323	148
TBL INTERNATIONAL AIRPORT EXPANSION & REHABILITATION	HLSCC AQUATIC AND FITNESS CENTRE
RDP – Airports	RDP – Recreation
MCW	MEYS
Following a site visit at the TBL International Airport to review required rehabilitation works to be done on the arrivals, departures and baggage claim sections of the terminal, signature of a drafted Memorandum of Understanding between the RDA and BVIAA awaits signature to facilitate cooperation in airports infrastructure rehabilitation and development. The relevant SoR for the proposed rehabilitation projects has been drafted. Once the SoR is finalised and signed-off, required designs and documentation will be prepared to proceed to procurement.	It was envisioned that partial funding would be available for construction of an Aquatic and Fitness Centre at HLSCC in Paraquita Bay. As such, the RDA was approached to provide infrastructural development services for this project. Initial planning included development and refinement of the SoR, and efforts to confirm required funding.

Table 2: Projects in Delivery Phase

541	177	083
<b>JVD PRIMARY SCHOOL A MULTI-PURPOSE EDUCATIONAL FACILITY</b>	<b>JOINT MARINE SHORE BASE</b>	<b>ESLYN HENLEY RICHIEZ LEARNING CENTRE</b>
RDP – Schools	Phase One	CDB RRL
MEYS	DGO	MEYS
In October 2023, construction works on the Jost Van Dyke Multipurpose Educational Facility continued. Exterior and interior painting have been completed, and internal fittings and MEP have continued, including sealing of floors, installation of external lights, and completion of ICT installations. The project is now scheduled to reach substantial completion by mid December 2023, facilitating opening for the new school term in January 2024. Feedback from stakeholder meetings has been incorporated into the construction and community engagement approach for this project. Required furniture, fittings and equipment, including for the playground, are being procured, with funding assistance from private donors. Additionally, external works for the driveway and parking lot are in progress.	In October 2023, works on the Joint Marine Shore Base building continued, with installation of windows, drywall partitions, wall tiles and the wastewater treatment system completed. In the coming weeks, installation of internal doors, extension of the access ramp, and stonework to foundation walls will be completed, facilitating this project reaching substantial completion. Stakeholder engagement including on-site visits and regular communications on updates continues to ensure stakeholders are consistently kept abreast of project progress and issues are speedily resolved. This project is scheduled to be completed by early first quarter of 2024.	Following construction contract signature in late August, and completion of demolition works in September, in October 2023, a community meeting was held for this project, demonstrating project designs, and informing the public of expected construction times and requirements. Construction works are scheduled to begin in early November with the procurement of long lead items. This project is scheduled to be completed by March 2025.

192	370	152
RENEWABLE ENERGY INSTALLATIONS	WASTE MANAGEMENT SOLUTIONS	AO SHIRLEY RECREATION GROUNDS
RDP – Renewable Energy	RDP – Waste & Debris Management	Phase One
MEYS, MHSD	MHSD	MEYS
Additional components and installation work required to bring the power boxes at HLSCC and CBP Tortola Pier Park boxes to full functionality were procured in October 2023. Following installation, expected before the end of November 2023, the power boxes will be commissioned. Five (5) solar systems have thus far been installed and commissioned on four primary schools and one medical clinic across the Territory, moving forward the Territory’s Renewable Energy Programme, which envisions an increasing percentage of our energy needs being met from renewable sources, including solar power.	Following detailed presentations made to the client Ministry and other senior government officials on options for the way forward for longer-term treatment of the Tortola landfill, a decision on the way forward is now awaited. Final written reports from the Consultant, WSP, have been received and submitted to the Ministry. To facilitate decision making, a public consultation meeting is expected to take place in the coming weeks.	A recommendation to resolve contractual issues following contract revision for lights installation will be implemented with the potential for litigation. There have been significant delays in completion of this activity due to ongoing soil concerns requiring redesigned light stanchion foundations to prevent upliftment due to the high underground water table.

Table 3: Recently Completed Projects

122	143
ELMORE STOUTT HIGH SCHOOL	ANEGADA RECREATIONAL FACILITY
RDP – Schools	RDP - Recreation
MEYS	MEYS
On 3 January 2023, a grand opening ceremony was held on the ESHS campus for the four newly constructed buildings on the campus including two classroom blocks, a technical block, and an administration building. The opening of these buildings has enabled all ESHS students to be back on the main campus, resuming full-day schooling. The completion of this project marks the culmination of the largest project undertaken by the RDA. The defects and liabilities period for this project was extended to allow contractors to complete remaining project snags. Future plans for redevelopment of the ESHS main campus include construction of an auditorium and cafeteria.	In March 2023, the playground activity for the Anegada Recreation Facility reached substantial completion with installation of the artificial turf and the playground equipment. In October 2023, this activity was officially handed over to the Ministry of Education. Lighting for the basketball court has been installed, donated picnic benches have been placed on the grounds to facilitate community gathering, and signage and rubber matting were also installed ahead of the handover ceremony in October 2023.



## Ongoing Project Details

### AO Shirley Recreation Grounds

### Ministry of Education, Youth Affairs and Sports

**Project:** 152

**Status:** Delivery

**Start Date:** October 2018

**End Date:** TBD

**Original Budget:** \$675,000

**Cost Estimate:** \$2,498,753

**Spend to Date:** \$1,545,173

**Outcome:** *“Restored educational and recreational facilities that provide a safe and secure environment for learning and recreational activities”*

#### Overview

The AO Shirley athletics and sports grounds project has been a priority project aimed at renovating the grounds to meet international accreditation standards as an IAAF Class 2 facility, so that the Territory can host national and international events. Required rehabilitation of the grounds has included installation of the new track, repairs to make the perimeter secure, installation of bathroom facilities, installation of lights to allow events after dark, repair to the spectator stands, and renovation of the clubhouse pavilion to provide meetings, events and changing facilities.

Several activities for this project have been completed, including the track, bathroom, wall and gates, trackside fence, and grandstand activities. Remaining are the lighting and pavilion activities to bring this overall project to completion.

#### Activity 5: Lighting

**Status:** Delivery

A recommendation to resolve contractual issues following contract revision for lights installation will be implemented with the potential for litigation. There have been significant delays in completion of this activity due to ongoing soil concerns requiring redesigned light stanchion foundations to prevent upliftment due to the high underground water table.



#### Activity 7: Pavilion

**Status:** Planning

The scope of works for the pavilion is currently being revised to include additional requirements specified by the Ministry.

## Joint Marine Shore Base

## Deputy Governor's Office

**Project:** 177

**Status:** Delivery

**Start Date:** May 2019

**End Date:** February 2024

**Original Budget:** \$500,000

**Cost Estimate:** \$3,135,962

**Spend to Date:** \$1,671,450

**Outcome:** *“Functioning law enforcement institutions and communication networks to restore a sense of safety and security and improved communications between agencies”*

### Overview

The Repair of the Marine Base aims at returning the facilities to functional condition following significant damage from 2017's storms. This project involves several activities including installation of fencing and gates, boat rack, and repairs to the main building and dock facilities. These repairs will support a joint Customs and Marine Police security capability.

### Status: Delivery

In October 2023, works on the Joint Marine Shore Base facility continued, with installation of windows, drywall partitions, wall tiles and the wastewater treatment system completed. In the coming weeks, installation of internal doors, extension of the access ramp, and stonework to foundation walls will be completed, facilitating this project reaching substantial completion. Stakeholder engagement including on-site visits and regular communications on updates continues to ensure stakeholders are consistently kept abreast of project progress and issues are speedily resolved. This project is scheduled to be completed by early in the first quarter of 2024.



## Waste Management Solutions

## Ministry of Health and Social Development

**Project:** 370

**Status:** Delivery

**Start Date:** January 2020

**End Date:** TBD

**Spend to Date:** \$224,488

**Outcome:** *“Improved facilities for processing waste on Tortola and Virgin Gorda to enable the environmentally sound processing of waste that protects the health of people and protects the environment.”*

### Overview

The Government of the Virgin Islands has identified solid waste disposal as a priority issue and requires assistance to create a sanitary landfill and waste site rehabilitation, and to establish auxiliary services and a feasibility study, and make recommendations to ensure an evidence-based decision is made prior to the detailed design phase.

The objectives of this project are designed to shape a programme that will allow for the development of a sustainable and modern sanitary landfill that contributes to responsible, circular management of waste within the BVI. This will be done through the following:

- Investigation of available options for the BVI to manage its waste responsibly;
- Development of options into detailed designs;
- Procurement of construction services that will deliver the desired outcome within budget; and
- The management of delivery of the plan to ensure that the project is delivered on time, within cost, and to the specified quality.

The outputs from this technical assistance will provide the recommendations needed to develop the most responsible and cost-effective means to dispose of landfilled waste in the Territory for the next twenty (20) years. This work will allow for the design and ultimate contracting of a modern means for managing waste that will form part of a cohesive Waste Management Strategy.

### Status: Delivery

Following detailed presentations made to the client, Ministry of Health and Social Development, and other senior government officials on options for the way forward for longer-term treatment of the Tortola landfill, a decision on the way forward is now awaited. Final written reports from the Consultant, WSP, have been received and submitted to the Ministry. To facilitate decision making, a public consultation meeting is expected to take place in the coming weeks.



## Renewable Energy Installations

MEYS/MHSD

**Project:** 192

**Status:** Delivery

**Start Date:** December 2020

**End Date:** December 2023

**Cost Estimate:** \$498,600

**Spend to Date:** \$492,650

**Outcome:** *“A more resilient energy system with lower electricity costs from the deployment of modern renewable energy technology, which combined with best-practice resource management, can deliver a stronger, smarter, greener, better Virgin Islands.”*

### Overview

The Territory’s electricity transmission and distribution network was severely damaged by passage of the 2017 storms. The time it took to restore power to key communities around the Territory highlighted the vulnerability of the electrical network. The RDA has secured funding from the FCDO through the Governor’s Office to support the creation of community solar hubs. These will provide community access to electricity during periods of extended outage. The systems will provide solar energy to public buildings, including primary schools and clinics. These systems will offset components of these buildings’ energy consumption bill and provide an opportunity for the benefits of renewable energy to be displayed to future generations and the larger community.

### Status: Delivery

Additional components and installation work required to bring the power boxes at HLSCC and CBP Tortola Pier Park boxes to full functionality were procured in October 2023. Following installation, expected before the end of November 2023, the power boxes will be commissioned. Five (5) solar systems have thus far been installed and commissioned on four primary schools and one medical clinic across the Territory, moving forward the Territory’s Renewable Energy Programme, which envisions an increasing percentage of our energy needs being met from renewable sources, including solar power.



## Jost Van Dyke Multipurpose Education Facility

## Ministry of Education, Youth Affairs and Sports

**Project:** 541

**Status:** Delivery

**Start Date:** September 2020

**End Date:** November 2023

**Original Budget:** \$500,000

**Cost Estimate:** \$4,500,000

**Spend to Date:** \$3,649,139

**Outcome:** *“Restored infrastructure for primary and secondary schools of the Virgin Islands to support full functionality and development of schools to meet education needs of children.”*


### Overview

The Jost Van Dyke School was significantly damaged following passage of the hurricanes in 2017. Since then, challenges with the school have meant temporary relocation of staff and students to other properties on the island, as well as requiring classes to be held in temporary facilities. Following community consultation, a decision was made to relocate the school in order to make the building more resilient, given that the school was previously located in a flood-prone area, near the sea.

The Jost Van Dyke School is the only public school on Jost Van Dyke, and it has provided early childhood education (below Primary level) as well as other wider community services for this sister-island community. As such the redevelopment of this school is a priority for the Government, since it will address the needs of an underserved community in the Territory, in creating to Jost Van Dyke Multipurpose Education Facility.

### Status: Delivery

In October 2023, construction works on the Jost Van Dyke Multipurpose Educational Facility continued. Exterior and interior painting have been completed, and internal fittings and MEP have continued, including sealing of floors, installation of external lights, and completion of ICT installations. The project is now scheduled to reach substantial completion by mid December 2023, facilitating opening for the new school term in January 2024. Feedback from stakeholder meetings has been incorporated into the construction and community engagement approach for this project. Required furniture, fittings and equipment, including for the playground, are being procured, with funding assistance from private donors. Additionally, external works for the driveway and parking lot are in progress.



## Eslyn Henley Richiez Learning Centre

## Ministry of Education, Youth Affairs and Sports

**Project:** 083

**Status:** Delivery

**Start Date:** September 2019

**End Date:** March 2025

**Program:** CDB RRL

**Spend to Date:** \$917,938

**Outcome:** *“Improved climate resilient and socially-inclusive infrastructure and institutions in the transport, water and sewerage, governance, education and national security sectors in the Virgin Islands.”*

### Overview

This project aims to construct a new facility for the Eslyn Henley Richiez Learning Centre, which is a Special Educational Needs facility, taking a holistic approach to the reconstruction. The envisioned facility will serve up to thirty students, and will be fully accessible, accommodating the needs of students who are severely autistic, mentally as well as physically challenged, and have a variety of learning disabilities.

### Status: Delivery

Following construction contract signature in late August, and completion of demolition works in September, in October 2023, a community meeting was held for this project, demonstrating project designs, and informing the public of expected construction times and requirements. Construction works are scheduled to begin in early November. This project is scheduled to be completed by March 2025.



## West End Ferry Terminal

## Ministry of Communication and Works

**Project:** 091

**Status:** Procurement

**Start Date:** April 2019

**End Date:** December 2025

**Program:** CDB RRL

**Spend to Date:** \$347,530

**Outcome:** *“Improved climate resilient and socially-inclusive infrastructure and institutions in the transport, water and sewerage, governance, education and national security sectors in the Virgin Islands.”*

### Overview

The West End Ferry Terminal has been an important mode for travellers moving between the British Virgin Islands and the US Virgin Islands, as well as the sole hub for domestic travel between Jost Van Dyke and Tortola. This is a major access hub to the Virgin Islands with 170,000 passengers routing through this terminal in 2016. The destruction of the facility during hurricanes Irma and Maria presented challenges to travellers wishing to travel to the BVI.

The West End Ferry Terminal project aims to revitalise the terminal and enhance it to be a major port hub within the Virgin Islands.

### Status: Planning

In October 2023, the nine submissions received during the second prequalification round were evaluated, resulting in four submissions meeting requirements. These applicants will receive the tender package and be able to bid for construction of the Ferry Terminal. Received structural, architectural, mechanical, electrical and plumbing drawings are currently being reviewed by the Town and Country Planning Department for full approval, following preliminary review. While a decision has been made to forego LEED certification for the terminal building, the pursued design still aims to incorporate green design elements. The tender process for this project is anticipated to begin early next year, facilitating scheduled start of construction by the second quarter of 2024.



# Recently Completed Projects

## Redevelopment of Elmore Stoutt High School

## Ministry of Education, Youth Affairs and Sports

**Project:** 122

**Status:** Completed

**Start Date:** October 2020

**End Date:** December 2022

**Cost Estimate:** \$15,041,000

**Spend to Date:** \$14,146,229

**Outcome:** *“Restored infrastructure for primary and secondary schools of the Virgin Islands to support full functionality and development of schools to meet education needs of children.”*

**Overview**

The Redevelopment of the Elmore Stoutt High School (ESHS) project is a major project with several phases aimed at rehabilitating the entire ESHS campus, which is by far the largest public secondary school in the Territory. Following passage of 2017’s storms, High School staff, teachers and students were displaced to the Clarence Thomas Building, where the Senior High School remained until January 2023.

The first phase of this project involved demolition of slabs on the main campus, and design and construction of additional buildings required to restore the campus. These buildings have facilitated relocation of the Senior High School to the main campus, comprising ten (10) large classrooms, 25 small classrooms, eight (8) bathrooms, a principal’s office, an administrative office, and a staff lounge.

This project also envisions design and construction of another large building at the rear of the main campus, and installation of required school facilities, including green spaces, an auditorium and cafeteria.

**Status: Completed**

On 3 January 2023, a grand opening ceremony was held on the ESHS campus for the four newly constructed buildings on the campus including two classroom blocks, a technical block, and an administration building. The opening of these buildings has enabled all ESHS students to be back on the main campus, resuming full-day schooling. The completion of this project marks the culmination of the largest project undertaken by the RDA. The defects and liabilities period for this project was extended to allow contractors to complete remaining project snags. Future plans for redevelopment of the ESHS main campus include construction of an auditorium and cafeteria.





## Anegada Recreation Facility

## Ministry of Education, Youth Affairs and Sports

**Project:** 143.01

**Status:** Completed

**Start Date:** July 2020

**End Date:** April 2023

**Cost Estimate:** \$296,011

**Spend to Date:** \$267,798

**Outcome:** *“Redeveloped community recreational facilities supporting community and school recreation and national pride in sports.”*

### Overview

The Anegada Recreation Facility project has aimed to rehabilitate the Anegada Recreation Grounds. The first activity under this project involved rubberised resurfacing of the basketball court in the facility; the second activity involved reconstruction of the facility’s perimeter fencing; and the third activity involved procurement and installation of playground equipment.

### Activity 1: Rubberised Resurfacing of the Basketball Court

**Status: Completed**

The basketball court surfacing activity has been completed, with the court demarcated and backboards and hoops installed.

### Activity 2: Fencing

**Status: Completed**

Work on the perimeter fencing has been completed, including installation of required concrete beams, a new picket fence, metal chain link fencing, and double metal vehicular and pedestrian gates.

### Activity 3: Playground

**Status: Completed**

In March 2023, the playground activity for the Anegada Recreation Facility reached substantial completion with installation of the artificial turf and the playground equipment. In October 2023, this activity was officially handed over to the Ministry of Education. Lighting for the basketball court has been installed, donated picnic benches have been placed on the grounds to facilitate community gathering, and signage and rubber matting were also installed ahead of the handover ceremony in October 2023.



# Supporting Project Implementation

## Funding

The overall recovery and development programme of the RDA is funded by a combination of grants from the Government of the Virgin Islands (GoVI), the UK Government's (UKG) Foreign, Commonwealth and Development Office (FCDO), and private donors. 89

The following Table details project funding and expenditure for RDA-implemented projects to date:

Table 4: Cash Funding and Expenditure by Project

Project #	Details	Funding by Project and Source				Contracted Costs	Expenditure
		GoVI	GoVI – CDB RRL	UKG FCDO	Private Donors		
122	Redevelopment of ESHS	15,041,000	-	-	17,933	14,796,673	14,146,229
143	Aneгада Recreational Grounds	156,011	-	-	140,843	262,313	267,798
147.00	Temporary school units, Musical Instruments	667,669	-	-	585,964	787,438	680,052
152	AO Shirley Grounds Repairs	2,498,753	-	-	180,000	1,418,182	1,545,173
177	Joint Marine Shore Base	3,134,517	-	420,998	-	3,009,595	1,671,450
192	Renewable Energy Installation	498,600	-	506,955	-	442,312	492,650
321	TBL Airport Expansion	50,000	-	-	-	-	5,650
370	Solid Waste Management Programme	404,000	-	-	-	460,110	224,488
541	JVD Primary School, a Multi-Purpose Educational Facility	4,500,000	-	-	187,434	4,490,653	3,649,139
660	National Sewage Programme	80,000	-	-	-	-	11,123
322	Trellis Bay Welcome Center	128,014	-	-	1,500	-	-
060	Halls of Justice	300,000	-	187,550	-	111,200	-
205	BVIEC Long Bush Power Station Demolition Works	-	-	-	-	-	3,621.57
378	Virgin Islands Agriculture & Fisheries Complex	105,000	-	-	-	-	-
379	Farmers' Reservoir Paraquita Bay	158,100	-	-	-	-	-
145.00	BFJS Internal Walls	178,089	-	-	1,500	150,666	178,049
151	VG Sports Complex Repairs	1,324,203	-	-	50,000	1,104,040	1,288,983

Project #	Details	Funding by Project and Source				Contracted Costs	Expenditure
		GoVI	GoVI – CDB RRL	UKG FCDO	Private Donors		
163	Anegada Police Station	272,550	-	-	-	209,654	247,550
181	Repair of RT Police Station	1,665,060	-	657,339	-	759,007	827,114
185	Repairs to Virgin Gorda Police Station	27,998	-	-	-	21,540	27,998
000.00	Concept Note 1 - Long Bush Recreational Facility	-	-	-	-	-	936
032	Priority Government Building Assessment	10,000	-	-	-	-	10,000
086	CDB Project - BFEC	7,783	-	-	-	14,500	7,783
120	External Clearance/ Temporary office space	2,458	-	-	-	-	2,458
124	CGB Dinghy Dock Repair	767	-	-	-	-	767
135.01	Debris site fence repairs and signage	221	-	-	-	-	221
179	VHF Trucking network	100,000	-	79,966	-	73,460	39,180
184.00	Relocate Tortola Landfill	-	-	-	-	-	419
186.00	Installation of Incinerator Scrubber	7,486	-	-	-	-	7,486
188.00	MEP Designs for New Incinerator	983	-	-	-	-	983
551.00	Central Admin Complex	18,023	-	-	-	-	18,023
091.00	West End Ferry Terminal	316,800	-	-	-	120,606	74,863
103.02	VG Baths	214,340	-	-	-	177,272	214,341
108.01	Special Debris Clearance	650,234	-	562,949	84,000	736,289	650,234
133	Removal of all derelict boats	108,285	-	-	-	65,242	58,483
136	Sea markers, rock removal, cargo wall	419,895	-	-	-	404,275	419,895
146.00	ESHS Contracted Demolition	100,000	-	-	-	34,098	38,569
154	Temporary Housing (M&E for 15 Houses)	402,101	-	-	24,000	390,797	402,101
157	Repair of Homes	200,881	-	-	-	149,915	200,881
160.00	VG Admin Building	24,414	-	-	-	17,062	24,414
182.00	Virgin Gorda Police Barracks	887,045	-	339,799	-	863,025	887,045

Project #	Details	Funding by Project and Source				Contracted Costs	Expenditure
		GoVI	GoVI – CDB RRL	UKG FCDO	Private Donors		
183	Jost Van Dyke Station	733,726	-	291,987	-	706,904	733,726
187.00	Dismantling of Old Incinerator	218,588	-	-	-	187,047	218,588
189.00	Marine Survey	280,311	-	146,678	-	234,268	145,740
193	Estate House #1	714,897	-	-	-	338,363	688,282
000.00	CDB Consultants	-	614,402	-	-	1,225,550	1,063,752
060.01	Halls of Justice - Construction	-	400,000	-	-	-	-
060.02	Halls of Justice - Consultancy Contract	-	584,562	-	-	324,840	132,850
083.01	Eslyn Henley - Construction	-	-	-	-	4,152,390	-
083.02	Eslyn Henley - Consultancy Contract	-	461,025	-	-	-	917,938
091.01	West End Ferry - Main Building	-	-	-	-	-	5,789
091.02	West End Ferry - Consultancy Contract	-	984,910	-	-	1,048,909	341,742
180.09	Fish Bay Road	-	927,374	-	-	1,799,500	1,589,143
180.11	Consultancy Contract	-	268,500	-	-	84,000	496,805
180.12	Asphaltic Concrete Works (Fish Bay)	-	643,555	-	-	643,555	602,460
140.03	Reservoirs - Zion Hill	-	645,180	-	-	615,299	582,440
180.07	Retaining Wall - Long Trench	-	115,104	-	-	1,122,799	739,136
180.10	Asphaltic Concrete Works (6 sites)	-	-	-	-	390,858	393,620
086.01	BFEC - Construction	-	2,457,500	-	-	2,039,577	1,876,330
086.02	BFEC - Consultancy Contract	-	68,360	-	-	-	107,568
140.01	Reservoirs - Carrot Bay	-	2,099,603	-	-	1,899,338	1,837,686
140.02	Reservoirs - Long Bush	-	2,428,859	-	-	2,208,098	2,147,428
140.04	Reservoirs - Consultancy Contract	-	452,504	-	-	452,504	271,264
180.01	Ridge Road - Hope Hill to Sabbath Hill	-	744,495	-	-	744,496	695,937
180.03	Retaining Wall - Ballast Bay/Windy Hill	-	788,903	-	-	1,054,126	993,151

Project #	Details	Funding by Project and Source				Contracted Costs	Expenditure
		GoVI	GoVI – CDB RRL	UKG FCDO	Private Donors		
180.04	Retaining Wall - Great Mountain 1	-	311,036	-	-	1,070,315	165,877
180.05	Retaining Wall - Great Mountain 2	-	780,682	-	-	447,461	447,405
180.06	Retaining Wall - Little Dix Hill	-	407,106	-	-	407,106	321,276
180.08	Retaining Wall - Bob's Gas Station	-	300,616	-	-	494,308	345,069
200.01	Other Govt Bldgs - Vanterpool	-	1,410,671	-	-	1,661,962	1,662,142
200.02	Other Govt Bldgs - Flax	-	1,432,551	-	-	1,220,918	1,266,144
200.03	Other Govt Bldgs - North Sound	-	1,001,081	-	-	625,701	617,996
200.04	Other Govt Bldgs - Consultancy Contract	-	411,927	-	-	411,927	185,233
<b>TOTAL</b>		<b>36,608,802</b>	<b>20,740,505</b>	<b>3,194,220</b>	<b>1,273,174</b>	<b>58,682,042</b>	<b>49,918,670</b>

Alongside financial cash contributions, the RDA receives in-kind contributions. In-kind refers to goods and services contributed that do not involve money, such as items or services donated. To date, the RDA has contracted a total of **\$1,149,350** in in-kind contributions.

Project/Initiative	Type of Funder	Value
Government of the Virgin Islands	GoVI	\$10,000
Elmore Stoutt High School	NGO/NPO	\$380,000
West End Ferry Terminal (CDB RRL)	NGO/NPO	\$225,000
Remove and dispose of derelict marine vessels	Private Company	\$175,000
Renewable Energy	Private Company	\$40,000
Renewable Energy	Private Company	\$20,000
Renewable Energy	Private Company	\$15,000
Strengthening Government Asset Management Capability	UKG	\$138,750
Special Debris Clearance	UKG	\$78,000
Special Debris Clearance	UKG	\$67,600
<b>TOTAL</b>		<b>\$1,149,350</b>

Participation by private sector and non-governmental organisations is critical to a shared, sustainable recovery and development process.

## Communications

Events	Date	Description
Handover and Plaque Unveiling Ceremony   Aneгада Children's Playground	2 Oct	Minister for Education, Unite BVI, District Representative, Contractor and RDA came together to unveil the Plaque and Handover the Aneгада Children's Playground which will provide a safe recreational space for children and youth on Aneгада.
Pre-Construction Meeting Eslын Henley Richiez Learning Centre	25 Oct	The RDA held a community meeting at the BVI Red Cross to share the new design and the construction process for the Eslын Henley Richiez Learning Centre with stakeholders.

Videos	Date	Description
Handover and Plaque Unveiling Ceremony   Aneгада Children's Playground	3 Oct	The RDA held a Handover and Plaque Unveiling Ceremony on Aneгада for the Aneгада Children's Playground. The installation of this playground is one of the many activities of the Aneгада Recreation Facility Project implemented by the RDA.
What to Expect   Eslын Henley Richiez Learning Centre	5 Oct	Head of Communication interviews Autland Heavy Equipment to inform the public on the upcoming construction activities for the Eslын Henley Richiez Learning Centre.  The RDA in partnership with the Government of Virgin Islands is about to embark on one of the most exciting projects to date.
FACEBOOK LIVE: Pre-Construction Stakeholder Meeting: Eslын Henley Richiez Learning Centre	25 Oct	FACEBOOK LIVE: Pre-Construction Stakeholder Meeting: Eslын Henley Richiez Learning Centre

Social Media Posts	Date	Description
RDA Bulletin Office Closure Notice: Tropical Storm Philippe	4 Oct	If you're in the Virgin Islands, please stay safe as we continue to feel the effects of Tropical Storm Philippe. A further update will be issued regarding the reopening.
RDA Bulletin 'All Clear' Given. Normal Operations Resume	5 Oct	With the 'All Clear' given, normal operations will resume and our office will be open today.
Job Vacancy - Director of Finance	5 Oct	WE ARE HIRING! Job Vacancy - Director of Finance For more details click the link : <a href="https://bit.ly/3Q6I08K">https://bit.ly/3Q6I08K</a>
Invitation to Tender   Supply of Equipment for the Elmore Stoutt High School	9 Oct	The RDA now invites sealed tenders from eligible and qualified tenderers for the Supply of Equipment for the ESHS Re-development Project. For more details click the link: <a href="https://bit.ly/46HADt6">https://bit.ly/46HADt6</a>
Monthly Report	10 Oct	The RDA is happy to inform you that the monthly report for August is now on our website. To access it, click the link: <a href="https://bit.ly/3RS8r10">https://bit.ly/3RS8r10</a>

DID YOU KNOW? Land Swap   Eslyn Henley Richiez Learning Centre	10 Oct	DID YOU KNOW ??? In 2020, a Cabinet decision was announced for a land swap between the Magistrates Court and the Eslyn Henley Richiez Learning Centre to allow the students of the Eslyn Henley Richiez Learning Centre access to a shared recreational space.
Public Meeting: Construction Activities Eslyn Henley Richiez Learning Centre	10 Oct	SAVE THE DATE: A new date has been set for the upcoming public meeting for the Eslyn Henley Richiez Learning Centre Project.
Project Update: The Joint Marine Shore Base Building Project	25 Oct	The marine base police have been out of a home for quite some time now and we are happy to announce that we are moving closer and closer to providing them with a space they can call their own.
DESIGNS – Eslyn Henley Richiez Learning Centre	25 Oct	The students of the Eslyn Henley Richiez Learning Centre are getting a new home. This is truly a big deal as the school was destroyed during the 2017 hurricanes. Take a look at the designs.
Pre- Construction Meeting  Eslyn Henley Richiez Learning Centre	26 Oct	Last evening, the RDA held a notably successful community meeting for the New Eslyn Henley Richiez Learning Centre at the BVI Red Cross.
RECOVERY MATTERS: Reflecting on Progress and Reaffirming Purpose	30 Oct	Days like today remind us of the ongoing commitment to Build BVI Stronger, Smarter, Greener Better. It builds on our commitment to deliver results to the Government and people of the Virgin Islands.

# Community Engagement

---

The Community Liaison Officer facilitates the participation of communities in the planning, design, implementation and monitoring phases of infrastructure projects, integrating social and gender considerations into the RDA programmes and projects, while managing stakeholders and liaising with the affected communities in a socially inclusive and gender-responsive manner.

## Overview – October 2023 Activities

### Stakeholder Engagements

*Community or stakeholder engagement is done to increase community members' knowledge about a project and the project or programme being implemented. Engagement is also done to encourage members to share their local knowledge that can feed into the project design and implementation. This ensures ownership of a project and/or programme because community members are not only informed but involved in the process from inception to completion. It changes the narrative from being "theirs" to "ours".*

A total of fifteen (15) stakeholder engagements were either organised and attended, or recorded as having occurred, by the CLO during the month of October 2023.

## Grievance Redress System – October 2023

No grievances were logged during the month of October 2023.



# Performance Analysis

## RDA by the Numbers

The following Dashboard presents a snapshot of the RDA’s achievements across the three (3) aspects of our mandate, namely: Project implementation, Funding, and Capacity Building.

The Funding figure considers cash funding for projects across all sources including the Government of the Virgin Islands, the Caribbean Development Bank Rehabilitation and Reconstruction Loan, the UK Government, and private donors. From October 2022, the CDB RRL portion of the Funding figure only includes actual funding received for implementation of projects under that loan.



As demonstrated above, since inception in 2018, the RDA has implemented over \$48 million worth of project activities across sectors in the Virgin Islands. These activities have resulted in improvements for the people of our Territory. The Dashboard below presents highlights of accomplishments of the RDA thus far in its journey, including both Output- (results immediately produced) as well as Outcome- (results achieved secondarily) level achievements of the Agency.

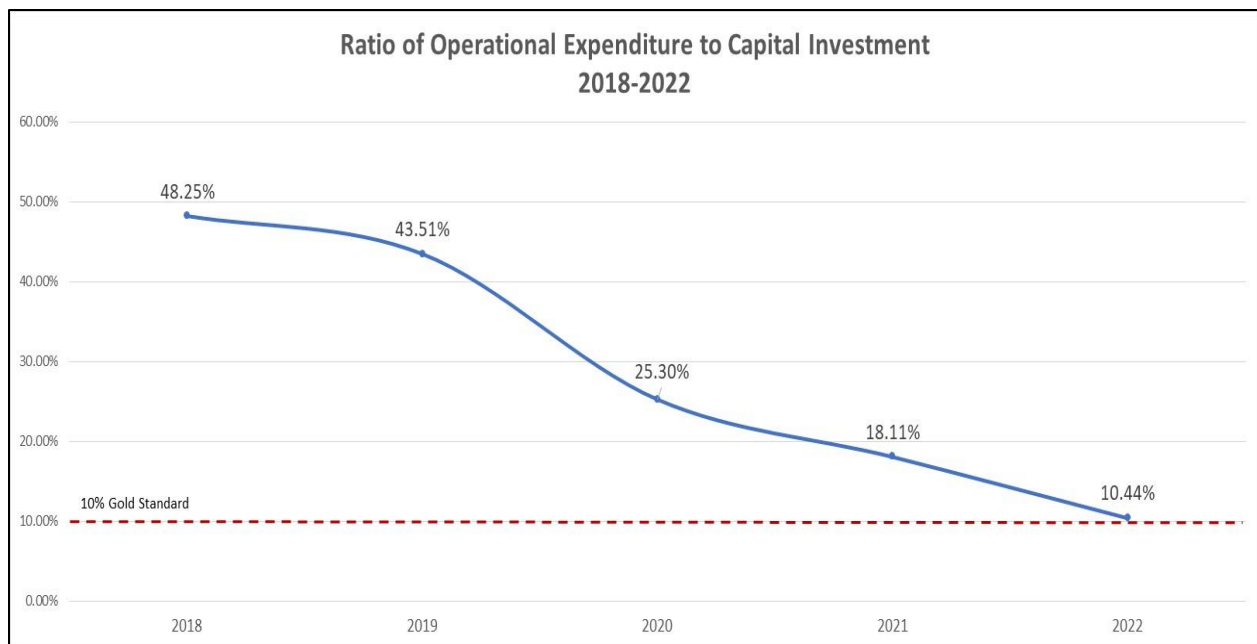


## Operational Performance

The RDA aims to maximise efficiency in operation, by closely managing resources required to deliver results to the people of the Virgin Islands. One of the measures used to assess the RDA's efficiency is the Agency's achieved ratio of operational expenditure to capital investment.

The RDA aims to meet the gold standard of 10% or less spent towards operational expenditure, and since inception, it has achieved an overall ratio of approximately 21% when total operational expenditure is examined in relation to total capital investment since inception of the Agency. The Chart below demonstrates the RDA's annual ratio of operational expenditure and capital investment since inception (from 2018 to 2022).

Of note, for the fiscal year 2022, the RDA was able to achieve a ratio of operational expenditure to capital investment of 10.4%, demonstrating an admirable level of operational efficiency in executing its project objectives. This achievement followed a consistent trajectory demonstrating decreased proportions of operational expenditure annually from 2018 to 2022.



## Portfolio Performance

During planning, a budget and schedule, as well as a list of expected results, are developed for each project to be implemented by the RDA. These expectations are adjusted, as required, over the project cycle. Each project is closely managed towards delivering value for money in terms of time, costs and results for the people of the Territory.

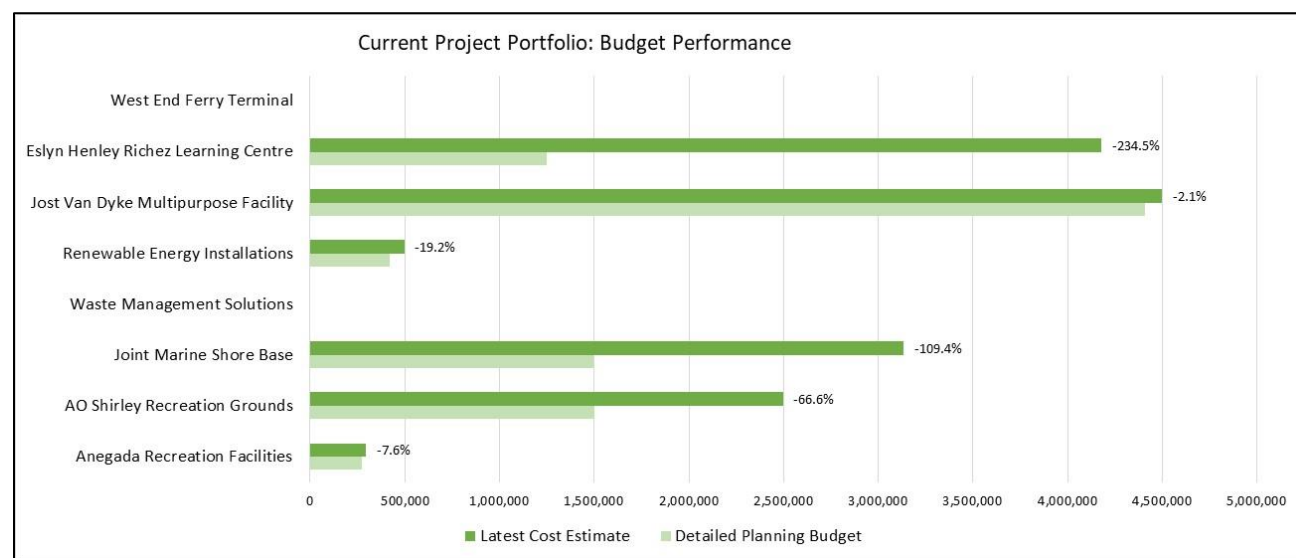
This section presents the RDA’s performance against Budget and Schedule expectations, for the projects currently being implemented as part of the RDA’s portfolio of projects.

### **Performance against Budget Expectations**

The Table below presents original budgets, detailed planning budgets, and latest cost estimates for projects currently being implemented by the RDA, as well as variance analysis based on these figures.

Table 6: Budget Comparison

Project	Original Budget	Detailed Planning Budget	Latest Cost Estimate	Variance \$
Anegada Recreation Facilities	160,000	275,064	296,011	(20,947)
AO Shirley Recreation Grounds	675,000	1,500,000	2,498,753	(998,753)
Joint Marine Shore Base	500,000	1,497,900	3,135,962	(1,638,062)
Waste Management Solutions	3,000,000			
Renewable Energy Installations	418,400	418,400	498,600	(80,200)
Jost Van Dyke Primary School, a Multi-Purpose Educational Facility	500,000	4,408,426	4,500,000	(91,574)
Eslyn Henley Richez Learning Centre	1,119,200	1,250,000	4,180,762	(2,930,762)
West End Ferry Terminal	3,870,000			



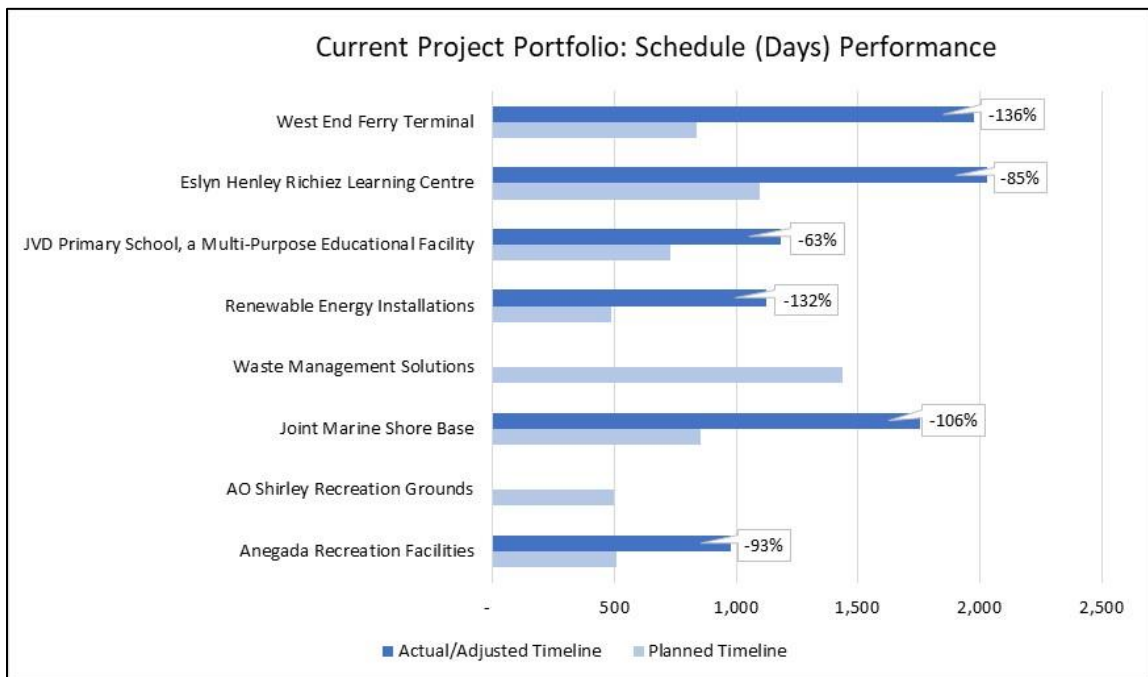
### Performance against Schedule Expectations

The Table below presents start dates as well as the original and latest adjusted scheduled end-dates for projects currently being implemented by the RDA.

Table 7: Schedule Comparison

Project	Start Date	Original End Date	Adjusted End Date
Anegada Recreation Facilities	20 Jul 2020	10 Dec 2021	27 Mar 2023
AO Shirley Recreation Grounds	7 Feb 2019	19 Jun 2020	Significantly Delayed
Joint Marine Shore Base	1 May 2019	1 Sep 2021	19 Feb 2024
Waste Management Solutions	25 Sep 2020	29 Aug 2024	Long Term
Renewable Energy Installations	1 Dec 2020	31 Mar 2022	31 Dec 2023
JVD Primary School, a Multi-Purpose Educational Facility	1 Sep 2020	31 Aug 2022	30 Nov 2023
Eslyn Henley Richiez Learning Centre	12 Sep 2019	14 Sep 2022	31 Mar 2025
West End Ferry Terminal	3 Aug 2020	18 Nov 2022	31 Dec 2025

The following Chart demonstrates each ongoing project’s performance against expected schedule timelines. An analysis of these projects’ schedule performance reveals that all projects currently being implemented by the RDA are estimated to be completed after their expected schedule timeline. Both Schedule as well as Budget adjustments are often a result of changing requirements and scope variations from our client, the Government of the Virgin Islands.



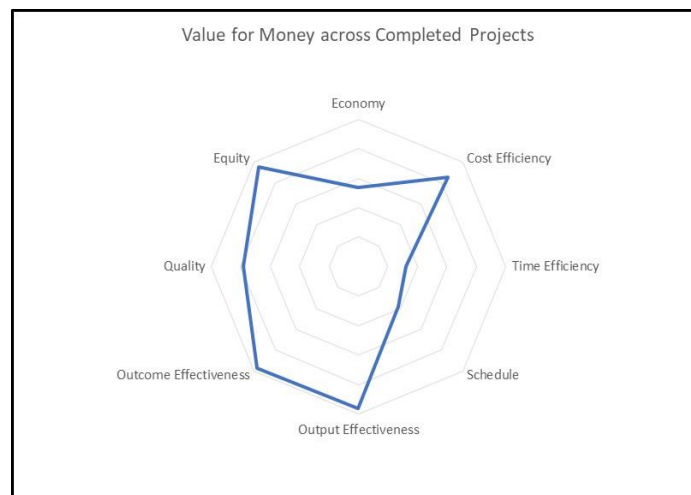
## Value for Money Reports

Table 8: VfM Reports for Completed Projects

Project Code	Project	Programme	Month of Completion	Overall VfM Score	VfM Report
143	Anegada Recreational Facility	RDP – Recreation	April 2023	TBD	
122	Redevelopment of Elmore Stouitt High School	Education – Schools	December 2022	TBD	
185	VG Police Station Repairs	Security & Law Enforcement	May 2022	TBD	
193	Estate House #1	Security & Law Enforcement	March 2022	71.1/100	<a href="#">Estate House #1 VfM Report</a>
151	VG Sports Complex (Jeffery Caines Arena)	Phase One	March 2022	65/100	<a href="#">A. Jeffrey Caines Sports Arena VfM Report</a>
140	Water Network – Reservoirs & Meters	CDB RRL	December 2021	57.9/100	<a href="#">Water Network Improvement VfM</a>
200	Vanterpool Admin Flax Admin Building North Sound Admin	CDB RRL	December 2021 March 2021 December 2020	92.5/100 75/100 67.5/100	<a href="#">Vanterpool Admin VfM</a> <a href="#">Flax Admin VfM Report</a> <a href="#">North Sound Admin VfM</a>
163	Anegada Admin Building	Security & Law Enforcement	July 2021	84.2/100	<a href="#">Anegada Admin VfM Report</a>
180	Great Mountain Ridge Road Ballast Bay Bob’s Gas Station Long Trench Fish Bay	CDB RRL	January 2021 May 2021 June 2021 May 2021 December 2021 November 2022	79/100 73.7/100 100/100 92.1/100 84.2/100 TBD	<a href="#">Great Mountain VfM</a> <a href="#">Ridge Road VfM</a> <a href="#">Ballast Bay VfM</a> <a href="#">Bob's Gas Station VfM</a> <a href="#">Long Trench VfM</a>
086	Bregado Flax Educational Centre	CDB RRL	May 2021	72.5/100	<a href="#">Bregado Flax VfM Report</a>
181	Road Town Police Station Phase II and Financial Crimes Unit	Phase One	April 2021 May 2022	73.7/100 97.4/100	<a href="#">Road Town Police Station VfM Report</a> <a href="#">RTPS Phase II and Financial Crimes Unit VfM Report</a>
187	Incinerator Dismantling	Phase One	June 2020	73.7/100	<a href="#">Incinerator Dismantling VfM Report</a>
136	Sea Markers	Phase One	June 2020	80/100	<a href="#">Sea Markers VfM Report</a>
154	Temporary Homes	Phase One	March 2020	50/100	<a href="#">Temporary Homes VfM Report</a>
189	Marine Survey	Phase One	February 2020	72.5/100	<a href="#">Marine Survey VfM Report</a>
145	BFJS Internal Walls	Phase One	January 2020	50/100	<a href="#">BFJS VfM Report</a>

Project Code	Project	Programme	Month of Completion	Overall VfM Score	VfM Report
103	Virgin Gorda Baths	Phase One	January 2020	60.5/100	<a href="#">VG Baths VfM Report</a>
157	Repair to Damaged Homes	Phase One	January 2020	70/100	<a href="#">Repair to Damaged Homes VfM Report</a>
147	ESHS - Temporary Classrooms ESHS CTL - Improvements	Phase One	September 2019	80/100	<a href="#">ESHS Temporary Classrooms VfM Report</a>
			August 2019	70/100	<a href="#">ESHS CTL Improvements VfM Report</a>
182	Virgin Gorda Police Barracks Repair	Phase One	July 2019	78.9/100	<a href="#">VG Police Barracks VfM Report</a>
183	Jost Van Dyke Admin Building Repair	Phase One	August 2019	65.0/100	<a href="#">JVD Admin Building VfM Report</a>
146	ESHS Demolition	Phase One	June 2019	100/100	<a href="#">ESHS Demolition VfM Report</a>
160	VG Admin Building – Cleaning & WaltSCO	Phase One	April 2019	N/A	N/A
108	Special Debris Clearance	Phase One	April 2019	64.7/100	<a href="#">Special Debris Clearance VfM Report</a>

### Value for Money Trends



Based on a compendium of the Value for Money (VfM) Assessments conducted thus far on completed projects, an overall narrative has become clear. The RDA has generally been good at producing the outputs set out for it, and these outputs have generally led to expected broader outcomes. There is room for improvement in completing these projects within both the expected timeframe (Schedule), and within established time benchmarks (Time Efficiency). Additionally, it is clear that there is scope for improvement on project costing estimations, and on ensuring that end-products adequately meet user expectations (Quality). Based on these general findings and other specific lessons identified in individual VfM assessments, the RDA is employing time saving techniques and has aimed to better capture user requirements through more extensive planning efforts in early stages of project implementation.

## Implementation Progress – Projects Completed

The Recovery to Development Plan was designed to pursue achievement of specific outcome goals for the people of the Territory, within five distinct sectors.

Namely, these five sectors and their contributive subsectors are:

SECTOR	SUBSECTOR
1) Cohesive and Empowered Society	Education Housing Pride and Cultural Identity Social Protection Waste and Debris Management
2) Vibrant and Innovative Economy	Agriculture and Fisheries Tourism
3) Resilient Infrastructure	Airports Roads Seaports Water and Sewerage
4) Nurtured and Sustainable Environment	Environmental Protection Renewable Energy
5) Good Governance	Model Good Governance Security and Safety for All

Each project implemented by the RDA resides within a specific subsector and pursues the overarching outcome for that subsector. The table below demonstrates the RDA's progress to date in implementing assigned project interventions by subsector. Projects listed below have been assigned to the RDA through the Implementation Schedule based on the Recovery to Development Plan, as well as thereafter on an ad-hoc basis. It should be noted that the listed project interventions have not all yet been fully funded, but rather represent the expressed aspirations of the Government of the Virgin Islands for projects to be implemented by the RDA.

Table 9: Implementation Progress – Completed Projects

SUBSECTOR	OUTCOME STATEMENT	PROJECT INTERVENTIONS - IMPLEMENTATION SCHEDULE	PROJECTS COMPLETED	PERCENTAGE COMPLETION
<b>AGRICULTURE AND FISHING</b>	A strong and sustainable agricultural and fisheries sector that diversifies the economy, encourages the growth of small businesses, adds to	Agriculture and Fisheries Complex Farmers' Reservoir		0/2 0%

SUBSECTOR	OUTCOME STATEMENT	PROJECT INTERVENTIONS - IMPLEMENTATION SCHEDULE	PROJECTS COMPLETED	PERCENTAGE COMPLETION
	the tourist offering and promotes improved food security with less reliance on imported foods.			
<b>AIRPORTS:</b>	Enhanced airports that provide easier and greater air access to the Virgin Islands.	TBLI Airport		0/1 0%
<b>EDUCATION:</b>	An education system that is modern and well-resourced, providing opportunities for a highly skilled, globally competitive population that can participate and contribute to a sustainable Virgin Islands economy.	Bregado Flax Educational Centre ESHS Demolition ESHS Temporary Classrooms BFJS Internal Walls Redevelopment of Elmore Stoutt High School Jost Van Dyke Multipurpose Fac. Eslyn Henley Richez Learning Centre Isabella Morris School	Bregado Flax Educational Centre ESHS Demolition ESHS Temporary Classrooms BFJS Internal Walls Redevelopment of Elmore Stoutt High School	5/8 63%
<b>ENVIRONMENTAL PROTECTION:</b>	The protection and prioritisation of the environment for future generations, embedding environmentally sustainable approaches to the use of the terrestrial and marine environment.	Marine Survey	Marine Survey	1/1 100%
<b>HOUSING:</b>	Access to safe, healthy, affordable, resilient living spaces for all persons in the Territory.	Housing Repairs Temporary Housing Social Housing	Housing Repairs Temporary Housing	2/3 67%



SUBSECTOR	OUTCOME STATEMENT	PROJECT INTERVENTIONS - IMPLEMENTATION SCHEDULE	PROJECTS COMPLETED	PERCENTAGE COMPLETION
<b>MODEL GOOD GOVERNANCE:</b>	Effective and responsible governance of the Territory by adhering to the principles of integrity, accountability, transparency and improved effectiveness and efficiency in the delivery of public services.	VG Admin -Cleaning North Sound (John C. George) Admin Flax Admin Bldg Vanterpool Admin Anegada (Faulkner) Admin JVD Admin Bldg Environmental Health and Department of Waste Management Building	VG Admin -Cleaning North Sound (John C. George) Admin Flax Admin Bldg Vanterpool Admin Anegada (Faulkner) Admin JVD Admin Bldg	5/6 83%
<b>PRIDE &amp; CULTURAL IDENTITY:</b>	Diversity of the Territory's cultural identity and heritage showcased with promotions of culture, history and traditions, and cultivation of talent, arts, sports, and creative industries.	AO Shirley Recreation Grounds A. Jeffery Caines Sports Arena Anegada Recreation Facility Heritage Village HLSCC Aquatic and Fitness Centre Restore museums, historical and heritage sites	A. Jeffery Caines Sports Arena Anegada Recreation Facility	2/6 33%
<b>RENEWABLE ENERGY:</b>	A more resilient energy system with lower electricity costs from the deployment of modern renewable energy technology, which combined with best-practice resource management, can deliver a stronger, smarter, greener, better Virgin Islands.	Leonora Delville Ivan Dawson Jost van Dyke Enis Adams Francis Lettsome Power Boxes BVIEC Long Bush Power Station Demolition	Leonora Delville Ivan Dawson Jost van Dyke Clinic Enis Adams Francis Lettsome	5/7 71%
<b>ROADS:</b>	High quality road network and coastal defenses with resilient designs based on	Great Mountain I Great Mountain II Hope to Sabbath Little Dix Hill	Great Mountain I Great Mountain II Hope to Sabbath Little Dix Hill	8/15 53%

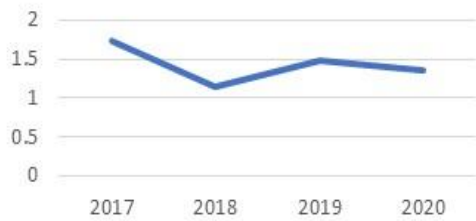
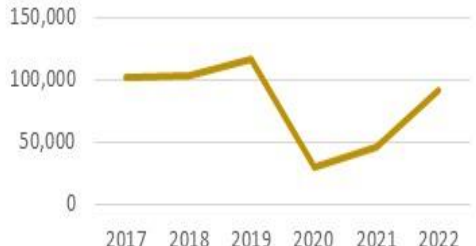
SUBSECTOR	OUTCOME STATEMENT	PROJECT INTERVENTIONS - IMPLEMENTATION SCHEDULE	PROJECTS COMPLETED	PERCENTAGE COMPLETION
	climate risk factors, flood risk mapping, and supplies from recycled materials.	Bob's Gas Station Ballast Bay Long Trench Fish Bay Brewers Bay to Luck Hill Joe's Hill Road Nail Bay Road VG Johnson's Ghut Road Sebastian's by the Sea to Long Bay Road Cane Garden Bay Road from Soldier's Hill to the Wedding Territorial Retaining Structures	Bob's Gas Station Ballast Bay Long Trench Fish Bay Asphaltic Works	
<b>SEAPORTS:</b>	Rehabilitated and expanded port facilities and services throughout the Territory.	Sea Markers West End Ferry Terminal Anegada Setting Point Jetty Jost Van Dyke Port	Sea Markers	1/4 25%
<b>SECURITY &amp; SAFETY FOR ALL:</b>	Provision of safety, security and rights of our people and strengthened borders through law enforcement capability, resources and engagement.	Road Town Police Station VG Police Barracks Estate House #1 Joint Marine Shore Base VG Police Station VHF Trunking Network Halls of Justice Police Headquarters Multipurpose Training & Detention Centre	Road Town Police Station VG Police Barracks Estate House #1 VG Police Station	4/9 44%
<b>SOCIAL PROTECTION:</b>	A social protection system that guarantees basic	Brewer's Bay Community Centre		0/5 0%

SUBSECTOR	OUTCOME STATEMENT	PROJECT INTERVENTIONS - IMPLEMENTATION SCHEDULE	PROJECTS COMPLETED	PERCENTAGE COMPLETION
	needs are met for all and provides risk protection, social care, and social assistance	Cane Garden Bay Community Centre Adina Donovan Home Expansion VG Elderly Home Safe Haven Transitional Centre		
<b>TOURISM:</b>	Improved tourism product that is aesthetically appealing and provides an enhanced experience to our visitors.	VG Baths Trellis Bay Welcome Centre Derelict Marine Vessels Copper Mine Point Ruins	VG Baths	1/4 25%
<b>WASTE &amp; DEBRIS MANAGEMENT:</b>	Comprehensive waste management with effective waste collection and disposal.	Special Debris Clearance Incinerator Dismantling Relocate Tortola Landfill Solid Waste Management	Special Debris Clearance Incinerator Dismantling	2/4 50%
<b>WATER &amp; SEWERAGE:</b>	A more effective water and sewerage infrastructure with an efficient supply of water and distribution systems, equitable access to a reliable water supply, and an improved sewerage network.	Long Bush Reservoirs & Metering Carrot Bay Reservoirs & Metering Zion Hill Reservoirs & Metering Upgrade and expand water supply and distribution network	Long Bush Reservoirs & Metering Carrot Bay Reservoirs & Metering Zion Hill Reservoirs & Metering	3/4 75%
<b>TOTAL</b>				<b>41/81 51%</b>

## Implementation Progress – Sectoral Outcomes

The following are the outcome goals by subsector, with a list of project interventions which the RDA has pursued since inception, as well as specific related outcome indicators monitored as evidence of progress within each subsector:

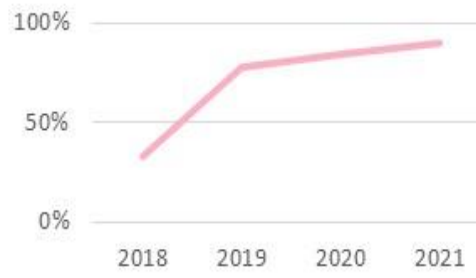
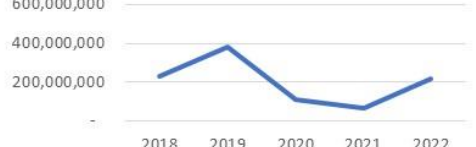

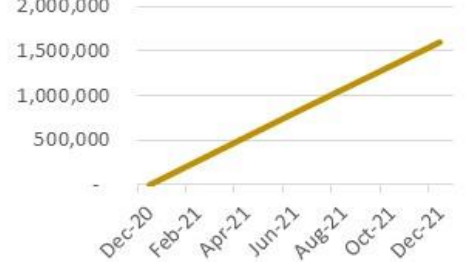
Table 10: Implementation Progress – Sectoral Outcomes

<b>SUBSECTOR:</b> • <i>Project Interventions</i>	<b>OUTCOME STATEMENT</b>	<b>INDICATOR</b>															
<b>AGRICULTURE AND FISHING:</b> • <i>Agriculture and Fisheries Complex</i> • <i>Farmers’ Reservoir</i>	A strong and sustainable agricultural and fisheries sector that diversifies the economy, encourages the growth of small businesses, adds to the tourist offering and promotes improved food security with less reliance on imported foods.	Millions \$ contribution of agriculture and fishing to Gross Domestic Product  <i>(Source: CSO)</i>	 <table border="1"> <caption>Millions \$ contribution of agriculture and fishing to Gross Domestic Product</caption> <thead> <tr> <th>Year</th> <th>Value (Millions \$)</th> </tr> </thead> <tbody> <tr> <td>2017</td> <td>1.7</td> </tr> <tr> <td>2018</td> <td>1.1</td> </tr> <tr> <td>2019</td> <td>1.5</td> </tr> <tr> <td>2020</td> <td>1.3</td> </tr> </tbody> </table>	Year	Value (Millions \$)	2017	1.7	2018	1.1	2019	1.5	2020	1.3				
Year	Value (Millions \$)																
2017	1.7																
2018	1.1																
2019	1.5																
2020	1.3																
<b>AIRPORTS:</b> • <i>TBLI Airport</i>	Enhanced airports that provide easier and greater air access to the Virgin Islands.	Passenger arrivals by air  <i>(Source: CSO)</i>	 <table border="1"> <caption>Passenger arrivals by air</caption> <thead> <tr> <th>Year</th> <th>Value (Passenger arrivals)</th> </tr> </thead> <tbody> <tr> <td>2017</td> <td>100,000</td> </tr> <tr> <td>2018</td> <td>100,000</td> </tr> <tr> <td>2019</td> <td>110,000</td> </tr> <tr> <td>2020</td> <td>30,000</td> </tr> <tr> <td>2021</td> <td>50,000</td> </tr> <tr> <td>2022</td> <td>90,000</td> </tr> </tbody> </table>	Year	Value (Passenger arrivals)	2017	100,000	2018	100,000	2019	110,000	2020	30,000	2021	50,000	2022	90,000
Year	Value (Passenger arrivals)																
2017	100,000																
2018	100,000																
2019	110,000																
2020	30,000																
2021	50,000																
2022	90,000																

SUBSECTOR: • <i>Project Interventions</i>	OUTCOME STATEMENT	INDICATOR																													
<b>EDUCATION:</b> <ul style="list-style-type: none"> <li>• <i>Bregado Flax</i></li> <li>• <i>Temporary Classrooms</i></li> <li>• <i>Redevelopment of Elmore Stoutt High School</i></li> <li>• <i>Jost Van Dyke School</i></li> <li>• <i>Eslyn Henley Richez Learning Centre</i></li> <li>• <i>Isabella Morris School</i></li> </ul>	<p>An education system that is modern and well-resourced, providing opportunities for a highly skilled, globally competitive population that can participate and contribute to a sustainable Virgin Islands economy.</p>	<p>Proportion of students in schools fully repaired and equipped with modern facilities to meet education needs</p> <p><i>(Source: MEYS)</i></p>	<table border="1"> <caption>Proportion of students in schools fully repaired and equipped with modern facilities</caption> <thead> <tr> <th>Date</th> <th>Proportion (%)</th> </tr> </thead> <tbody> <tr><td>Jan-19</td><td>10</td></tr> <tr><td>May-19</td><td>55</td></tr> <tr><td>Sep-19</td><td>60</td></tr> <tr><td>Jan-20</td><td>62</td></tr> <tr><td>May-20</td><td>63</td></tr> <tr><td>Sep-20</td><td>64</td></tr> <tr><td>Jan-21</td><td>65</td></tr> <tr><td>May-21</td><td>66</td></tr> <tr><td>Sep-21</td><td>67</td></tr> <tr><td>Jan-22</td><td>68</td></tr> <tr><td>May-22</td><td>69</td></tr> <tr><td>Sep-22</td><td>70</td></tr> <tr><td>Jan-23</td><td>95</td></tr> </tbody> </table>	Date	Proportion (%)	Jan-19	10	May-19	55	Sep-19	60	Jan-20	62	May-20	63	Sep-20	64	Jan-21	65	May-21	66	Sep-21	67	Jan-22	68	May-22	69	Sep-22	70	Jan-23	95
Date	Proportion (%)																														
Jan-19	10																														
May-19	55																														
Sep-19	60																														
Jan-20	62																														
May-20	63																														
Sep-20	64																														
Jan-21	65																														
May-21	66																														
Sep-21	67																														
Jan-22	68																														
May-22	69																														
Sep-22	70																														
Jan-23	95																														
<b>ENVIRONMENTAL PROTECTION:</b> <ul style="list-style-type: none"> <li>• <i>Marine Survey</i></li> </ul>	<p>The protection and prioritisation of the environment for future generations, embedding environmentally sustainable approaches to the use of the terrestrial and marine environment.</p>	<p>Enhanced regulatory and enforcement laws and policies implemented to protect the environment</p>																													
<b>HOUSING:</b> <ul style="list-style-type: none"> <li>• <i>Housing Repairs</i></li> <li>• <i>Temporary Housing</i></li> </ul>	<p>Access to safe, healthy, affordable, resilient living spaces for all persons in the Territory.</p>	<p>Vulnerable households having housing needs met</p> <p><i>(Source: RDA Project Managers)</i></p>	<table border="1"> <caption>Vulnerable households having housing needs met</caption> <thead> <tr> <th>Year</th> <th>Number of Households</th> </tr> </thead> <tbody> <tr><td>2018</td><td>0</td></tr> <tr><td>2019</td><td>9</td></tr> <tr><td>2020</td><td>11</td></tr> </tbody> </table>	Year	Number of Households	2018	0	2019	9	2020	11																				
Year	Number of Households																														
2018	0																														
2019	9																														
2020	11																														

SUBSECTOR: • <i>Project Interventions</i>	OUTCOME STATEMENT	INDICATOR													
<p><b>MODEL GOOD GOVERNANCE:</b></p> <ul style="list-style-type: none"> <li>• <i>North Sound (John C. George) Admin</i></li> <li>• <i>Flax Admin Bldg</i></li> <li>• <i>Vanterpool Admin</i></li> <li>• <i>Anegada (Faulkner) Admin</i></li> <li>• <i>JVD Admin Bldg</i></li> <li>• <i>Environmental Health &amp; Waste Management Bldg</i></li> </ul>	<p>Effective and responsible governance of the Territory by adhering to the principles of integrity, accountability, transparency and improved effectiveness and efficiency in the delivery of public services.</p>	<p>Proportion of public servants working in safe, acceptable facilities</p> <p><i>(Source: DGO)</i></p>	<table border="1"> <caption>Proportion of public servants working in safe, acceptable facilities</caption> <thead> <tr> <th>Year</th> <th>Proportion (%)</th> </tr> </thead> <tbody> <tr> <td>2018</td> <td>94.5</td> </tr> <tr> <td>2019</td> <td>94.3</td> </tr> <tr> <td>2020</td> <td>95.5</td> </tr> </tbody> </table>	Year	Proportion (%)	2018	94.5	2019	94.3	2020	95.5				
Year	Proportion (%)														
2018	94.5														
2019	94.3														
2020	95.5														
<p><b>PRIDE &amp; CULTURAL IDENTITY:</b></p> <ul style="list-style-type: none"> <li>• <i>AO Shirley Recreation Grounds</i></li> <li>• <i>A. Jeffery Caines Sports Arena</i></li> <li>• <i>Anegada Recreation Facilities</i></li> <li>• <i>Heritage Village</i></li> <li>• <i>HLSCC Aquatic and Fitness Centre</i></li> </ul>	<p>Diversity of the Territory's cultural identity and heritage showcased with promotions of culture, history and traditions, and cultivation of talent, arts, sports, and creative industries.</p>	<p>Able to host regional and international sporting events</p>													
<p><b>RENEWABLE ENERGY:</b></p> <ul style="list-style-type: none"> <li>• <i>Renewable Energy Installations</i></li> <li>• <i>BVIEC Long Bush Power Station Demolition</i></li> </ul>	<p>A more resilient energy system with lower electricity costs from the deployment of modern renewable energy technology.</p>	<p>Gallons of fossil fuel imports, per capita</p> <p><i>(Source: CSO)</i></p>	<table border="1"> <caption>Gallons of fossil fuel imports, per capita</caption> <thead> <tr> <th>Year</th> <th>Gallons</th> </tr> </thead> <tbody> <tr> <td>2016</td> <td>550</td> </tr> <tr> <td>2017</td> <td>250</td> </tr> <tr> <td>2018</td> <td>250</td> </tr> <tr> <td>2019</td> <td>750</td> </tr> <tr> <td>2020</td> <td>780</td> </tr> </tbody> </table>	Year	Gallons	2016	550	2017	250	2018	250	2019	750	2020	780
Year	Gallons														
2016	550														
2017	250														
2018	250														
2019	750														
2020	780														

SUBSECTOR: • <i>Project Interventions</i>	OUTCOME STATEMENT	INDICATOR															
<b>SOCIAL PROTECTION:</b> <ul style="list-style-type: none"> <li>• <i>Brewer’s Bay Community Centre</i></li> <li>• <i>Cane Garden Bay Community Centre</i></li> <li>• <i>Adina Donovan Home Expansion</i></li> <li>• <i>VG Elderly Home</i></li> <li>• <i>Safe Haven Transitional Centre</i></li> </ul>	<p>A social protection system that guarantees basic needs are met for all and provides risk protection, social care, and social assistance.</p>	<p>Community centres available for community use and/or use as emergency shelters</p>															
<b>ROADS:</b> <ul style="list-style-type: none"> <li>• <i>Great Mountain I</i></li> <li>• <i>Great Mountain II</i></li> <li>• <i>Hope to Sabbath</i></li> <li>• <i>Little Dix Hill</i></li> <li>• <i>Bob’s Gas Station</i></li> <li>• <i>Ballast Bay</i></li> <li>• <i>Long Trench</i></li> <li>• <i>Fish Bay</i></li> <li>• <i>Asphaltic Works</i></li> </ul>	<p>High quality road network and coastal defenses with resilient designs based on climate risk factors, flood risk mapping, and supplies from recycled materials.</p>	<p>Miles of well-designed road network</p> <p><i>(Source: RDA Project Managers)</i></p>	<table border="1"> <caption>Miles of well-designed road network</caption> <thead> <tr> <th>Year</th> <th>Miles</th> </tr> </thead> <tbody> <tr> <td>2019</td> <td>0.0</td> </tr> <tr> <td>2020</td> <td>0.0</td> </tr> <tr> <td>2021</td> <td>0.5</td> </tr> <tr> <td>2022</td> <td>0.7</td> </tr> </tbody> </table>	Year	Miles	2019	0.0	2020	0.0	2021	0.5	2022	0.7				
Year	Miles																
2019	0.0																
2020	0.0																
2021	0.5																
2022	0.7																
<b>SEAPORTS:</b> <ul style="list-style-type: none"> <li>• <i>Sea Markers</i></li> <li>• <i>West End Ferry Terminal</i></li> </ul>	<p>Rehabilitated and expanded port facilities and services throughout the Territory.</p>	<p>Passenger arrivals by sea</p> <p><i>(Source: CSO)</i></p>	<table border="1"> <caption>Passenger arrivals by sea</caption> <thead> <tr> <th>Year</th> <th>Arrivals</th> </tr> </thead> <tbody> <tr> <td>2017</td> <td>350,000</td> </tr> <tr> <td>2018</td> <td>220,000</td> </tr> <tr> <td>2019</td> <td>320,000</td> </tr> <tr> <td>2020</td> <td>80,000</td> </tr> <tr> <td>2021</td> <td>50,000</td> </tr> <tr> <td>2022</td> <td>150,000</td> </tr> </tbody> </table>	Year	Arrivals	2017	350,000	2018	220,000	2019	320,000	2020	80,000	2021	50,000	2022	150,000
Year	Arrivals																
2017	350,000																
2018	220,000																
2019	320,000																
2020	80,000																
2021	50,000																
2022	150,000																

SUBSECTOR: • <i>Project Interventions</i>	OUTCOME STATEMENT	INDICATOR																	
<b>SECURITY &amp; SAFETY FOR ALL:</b> <ul style="list-style-type: none"> <li>• <i>Road Town Police Station</i></li> <li>• <i>VG Police Barracks</i></li> <li>• <i>VG Police Station</i></li> <li>• <i>Estate House #1</i></li> <li>• <i>Joint Marine Shore Base</i></li> <li>• <i>Halls of Justice</i></li> <li>• <i>Multipurpose Training &amp; Detention Centre</i></li> </ul>	Provision of safety, security and rights of our people and strengthened borders through law enforcement capability, resources and engagement.	Police facilities equipped with modern facilities to meet needs  <i>(Source: RVIPIF)</i>	 <table border="1"> <caption>Police facilities equipped with modern facilities to meet needs</caption> <thead> <tr> <th>Year</th> <th>Percentage</th> </tr> </thead> <tbody> <tr> <td>2018</td> <td>~30%</td> </tr> <tr> <td>2019</td> <td>~75%</td> </tr> <tr> <td>2020</td> <td>~80%</td> </tr> <tr> <td>2021</td> <td>~88%</td> </tr> </tbody> </table>	Year	Percentage	2018	~30%	2019	~75%	2020	~80%	2021	~88%						
Year	Percentage																		
2018	~30%																		
2019	~75%																		
2020	~80%																		
2021	~88%																		
<b>TOURISM:</b> <ul style="list-style-type: none"> <li>• <i>VG Baths</i></li> <li>• <i>Trellis Bay Welcome Centre</i></li> </ul>	Improved tourism product that is aesthetically appealing and provides an enhanced experience to our visitors.	Tourism expenditure estimate  <i>(Source: CSO)</i>	 <table border="1"> <caption>Tourism expenditure estimate</caption> <thead> <tr> <th>Year</th> <th>Expenditure (USD)</th> </tr> </thead> <tbody> <tr> <td>2018</td> <td>~200,000,000</td> </tr> <tr> <td>2019</td> <td>~400,000,000</td> </tr> <tr> <td>2020</td> <td>~100,000,000</td> </tr> <tr> <td>2021</td> <td>~100,000,000</td> </tr> <tr> <td>2022</td> <td>~200,000,000</td> </tr> </tbody> </table>	Year	Expenditure (USD)	2018	~200,000,000	2019	~400,000,000	2020	~100,000,000	2021	~100,000,000	2022	~200,000,000				
Year	Expenditure (USD)																		
2018	~200,000,000																		
2019	~400,000,000																		
2020	~100,000,000																		
2021	~100,000,000																		
2022	~200,000,000																		
<b>WASTE &amp; DEBRIS MANAGEMENT:</b> <ul style="list-style-type: none"> <li>• <i>Special Debris Clearance</i></li> <li>• <i>Incinerator Dismantling</i></li> <li>• <i>Solid Waste Management</i></li> </ul>	Comprehensive waste management with effective waste collection and disposal.	Tons of waste recycled  <i>(Source: GoVI Budget – DWM)</i>	 <table border="1"> <caption>Tons of waste recycled</caption> <thead> <tr> <th>Year</th> <th>Tons</th> </tr> </thead> <tbody> <tr> <td>2020</td> <td>~150</td> </tr> <tr> <td>2021</td> <td>~75</td> </tr> </tbody> </table>	Year	Tons	2020	~150	2021	~75										
Year	Tons																		
2020	~150																		
2021	~75																		
<b>WATER &amp; SEWERAGE:</b> <ul style="list-style-type: none"> <li>• <i>Long Bush Reservoirs &amp; Metering</i></li> <li>• <i>Carrot Bay Reservoirs &amp; Metering</i></li> <li>• <i>Zion Hill Reservoirs &amp; Metering</i></li> </ul>	A more effective water and sewerage infrastructure with an efficient supply of water and distribution systems, equitable access to a reliable water supply, and an improved sewerage network.	Gallons of useable water storage installed in Territory  <i>(Source: RDA Project Managers)</i>	 <table border="1"> <caption>Gallons of useable water storage installed in Territory</caption> <thead> <tr> <th>Month</th> <th>Gallons</th> </tr> </thead> <tbody> <tr> <td>Dec-20</td> <td>0</td> </tr> <tr> <td>Feb-21</td> <td>~250,000</td> </tr> <tr> <td>Apr-21</td> <td>~500,000</td> </tr> <tr> <td>Jun-21</td> <td>~750,000</td> </tr> <tr> <td>Aug-21</td> <td>~1,000,000</td> </tr> <tr> <td>Oct-21</td> <td>~1,250,000</td> </tr> <tr> <td>Dec-21</td> <td>~1,500,000</td> </tr> </tbody> </table>	Month	Gallons	Dec-20	0	Feb-21	~250,000	Apr-21	~500,000	Jun-21	~750,000	Aug-21	~1,000,000	Oct-21	~1,250,000	Dec-21	~1,500,000
Month	Gallons																		
Dec-20	0																		
Feb-21	~250,000																		
Apr-21	~500,000																		
Jun-21	~750,000																		
Aug-21	~1,000,000																		
Oct-21	~1,250,000																		
Dec-21	~1,500,000																		